



Protection - Control - Identification - Tracking - Rfid solutions

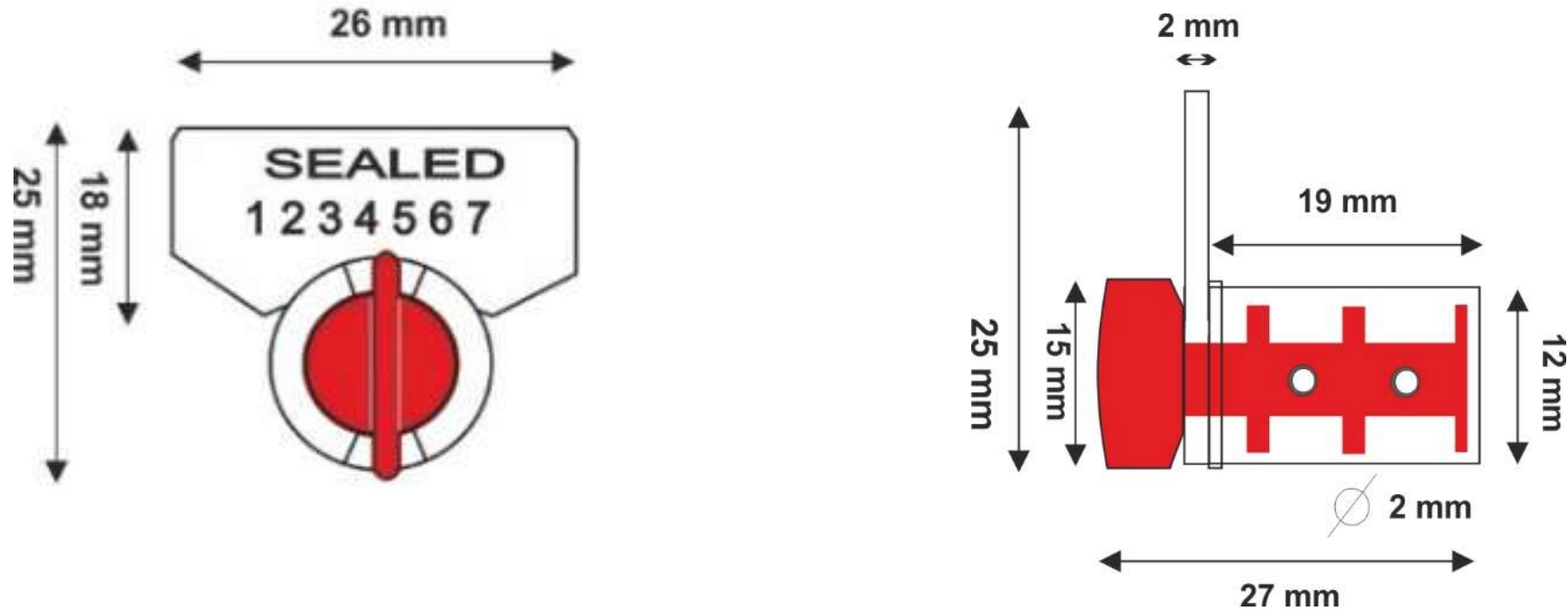
[www.leghorngroup.com](http://www.leghorngroup.com)

# Twistseal: Wire seal.

Made by LeghornGroup



## Technical drawing



### **MATERIAL**

- Body: Polycarbonate
- Handle: POM

### **PRINTING – Numbering and customisation**

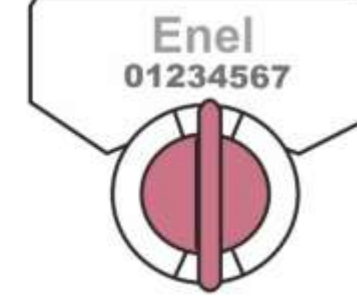
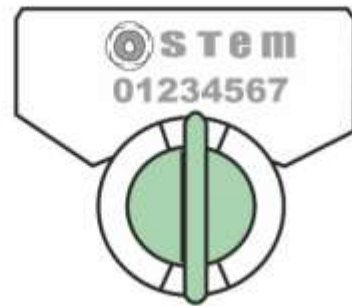
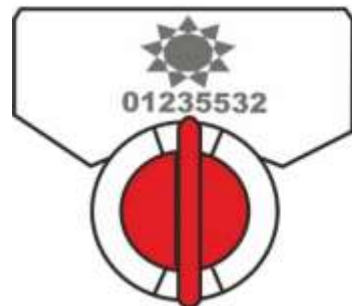
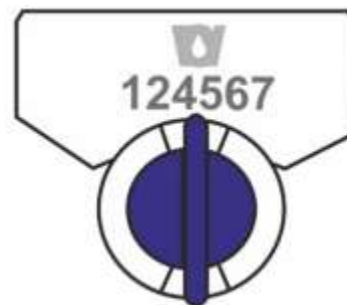
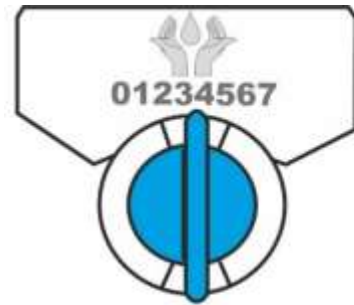
- LASER printing
  - Sequenced numbering up to 15 digits.
  - Customised up to 20 characters on one line
  - Logo customisation
  - Barcode possibility
- For special orders, logo on relief upon request



### **PACKAGING**

- Carton: 1.000 seals in plastic bags of 100 pcs
- Carton size 40x23x23 cm – Carton weight: 4 kg (with 200mm sealing wire)
- Pallet size: 120x80x175 cm – Pallet weight: 400 kg
- Quantity per pallet: 100 cartons/100.000 pcs

## Examples of laser marking and colours available





## Marking available



**Twistseal  
Standard**



**Twistseal  
double  
numbering**



**Twistseal  
barcode**



**Twistseal  
data matrix**

## Sealing wires: All models



**Plastic coated stainless steel wire**



**Stainless steel wire**



**Galvanized sealing wire**



**Nylon-copper sealing wire**



**Copper sealing wire**



**Grass sealing wire**

**TWIST SEAL is a wire seal, completely made by LeghornGroup.**  
**Available also RFID version.**

**Specifications:**

- **Easy application.**
- **Visual inspection of the seal closure** thanks to its sturdy and transparent polycarbonate body.
- **Hardly to be tampered with:** once it is closed it is impossible to tamper with; the sealing wire used for the closure has no chance of being removed and any attempt to tamper will be obvious.

**Main applications:**

- Suitable to be used to seal **water, gas and electricity meters.**
- Frequently used in the **refinery and oil distribution/transport** sector.

**How to use it?**

Once the sealing wire is inserted in the appropriate holes, by turning the handle of the seal for 360° the seal will be closed and we suggest to snap off the handle for higher security.

For further information:

<https://www.leghorngroup.com/security-meter-seal-twist-seal//>



## How to use it



Once the sealing wire is inserted in the appropriate...



...holes, by turning the handle of the seal for 360° the seal will be closed and we suggest to snap off the handle for higher security



To remove the Twistseal, break the wire with a nipper.





Protection - Control - Identification - Tracking - Rfid solutions

[www.leghorngroup.com](http://www.leghorngroup.com)

**FINDUS@**

[info@leghorngroup.com](mailto:info@leghorngroup.com)



**LeghornGroup s.r.l.**

34/36 Via degli Arrotini  
57121 Livorno (LI) Italy  
[www.leghorngroup.com](http://www.leghorngroup.com)  
[info@leghorngroup.com](mailto:info@leghorngroup.com)

**LeghornGroup** – India  
[www.leghorngroup.in](http://www.leghorngroup.in)

**LeghornGroup** – Italy  
[www.leghorngroup.it](http://www.leghorngroup.it)

**LeghornGroup** – U.S.A.  
[www.leghorngroup.com](http://www.leghorngroup.com)

**LeghornGroup** – Belgium  
[www.leghorngroup.be](http://www.leghorngroup.be)  
[www.leghorngroup.nl](http://www.leghorngroup.nl)

**LeghornGroup** – Czech Republic  
[www.leghorngroup.cz](http://www.leghorngroup.cz)  
[www.leghorngroup.pl](http://www.leghorngroup.pl)

**LeghornGroup** – Greece  
[www.leghorngroup.gr](http://www.leghorngroup.gr)

**LeghornGroup** – Republic of  
Moldova  
[www.leghorngroup.ro](http://www.leghorngroup.ro)

**LeghornGroup** – España  
[www.leghorngroup.es](http://www.leghorngroup.es)